
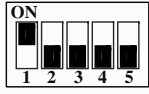



CFU-CDH KARTLARI KAT AYARLARI



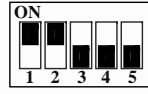
KAT 0




KAT 1



KAT 2



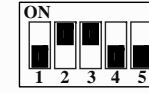
KAT 3



KAT 4



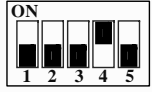
KAT 5



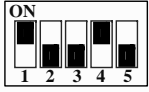
KAT 6



KAT 7



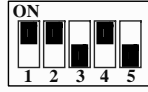
KAT 8



KAT 9



KAT 10



KAT 11



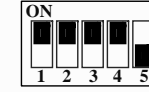
KAT 12




KAT 13



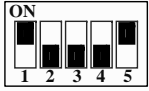
KAT 14



KAT 15



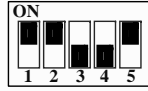
KAT 16




KAT 17



KAT 18



KAT 19



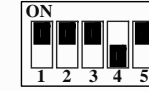
KAT 20



KAT 21



KAT 22



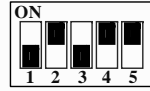
KAT 23



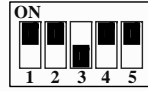
KAT 24



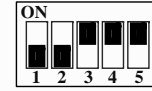
KAT 25



KAT 26



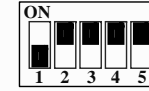
KAT 27



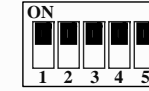
KAT 28



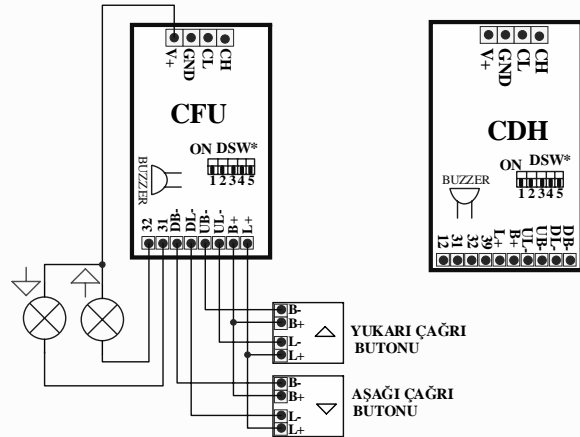
KAT 29



KAT 30



KAT 31



Bu belge uygulamalar için öneri niteliğindedir. Aybey Elektronik bu belgenin içeriğini ve görünümünü önceden haber vermeksizin değiştirme hakkına sahiptir. Bu belgedeki hata ve eksiklerden veya uygulamadan kaynaklanabilecek problemlerden Aybey Elektronik sorumlu tutulamaz.

CFU VE CDH KARTLARININ KATLARA GÖRE DİP SVİÇ AYAR KONFIGÜRASYON ŞEMASI				
AYBEY ELEKTRONİK	SERİ	SWLINE-C	ÇİZİM	M. AKKUŞ
	PROJE	SWC086	ONAY	M. AYBEY
	REV.	00	TARİH	27 KAS 06

F/7.5.5.02.07