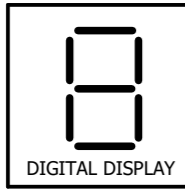


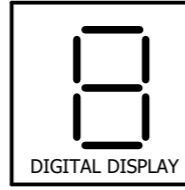
24V DC (-) /
12V DC (+) /
24V DC (+) /

7 Segment Display
Pano ve Revizyon
Kutusu Bağlantısı

100 12V 1000 2G 2BC A B C D E F G 31 32 804 S1- S1+ S2- S2+



DIGITAL DISPLAY



DIGITAL DISPLAY


PCPS
v1.0
PN1331



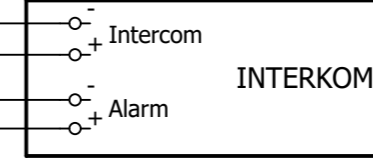
S1
INTERKOM



AŞIRI YÜK



S2
ALARM



Aşağı Yön Sinyal
Yukarı Yön Sinyal
Aşırı Yük Sinyal

401
402
403 Kayıtlar
404
405
4xC (Kayıtlar Ortak Ucu)

KONTROL KUTUSU

K20 (Kapı Aç Sinyali)
DTS (Kapı Kapat Sinyali)

Alarm

Interkom
Cihazı

C
NO

Fan

M
1~


24V DC (-)
24V DC (+)
12V DC (+)

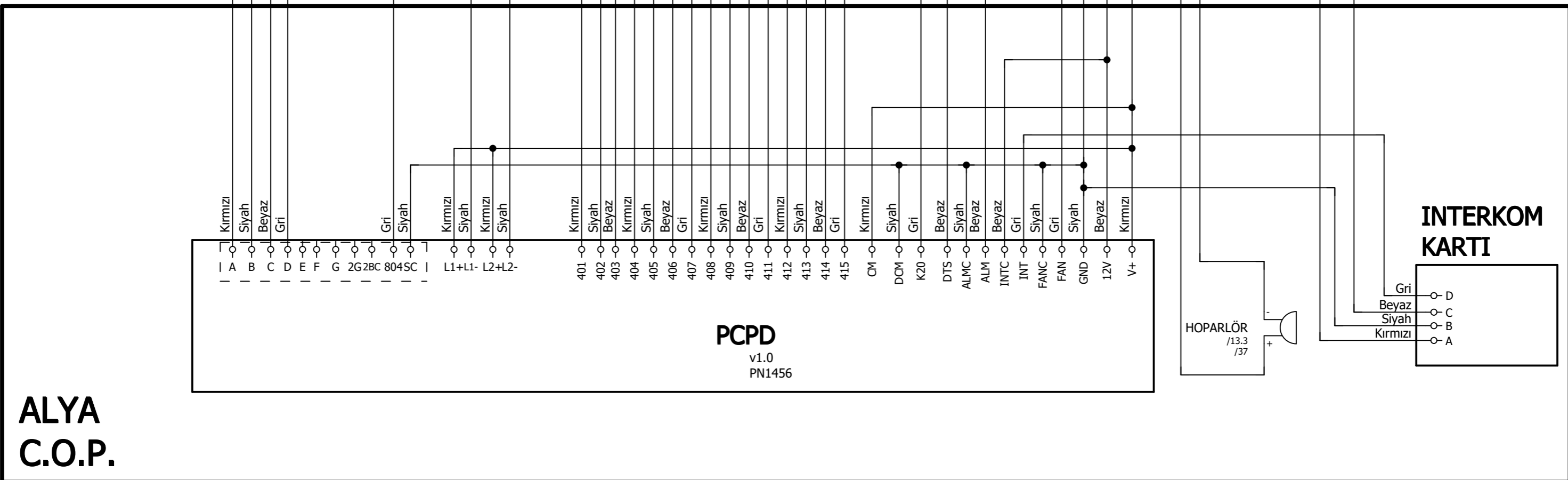
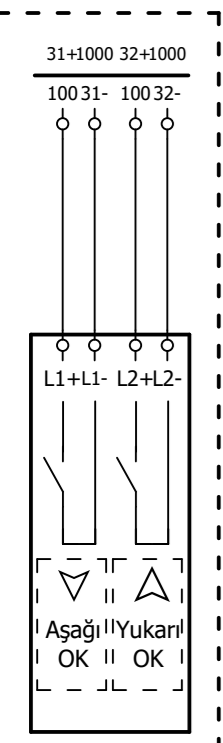
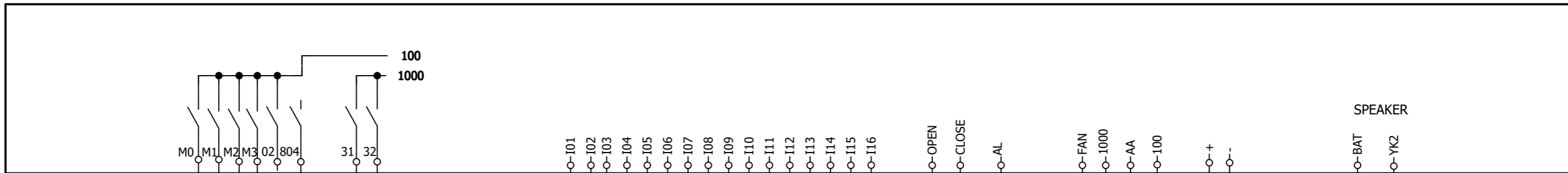
REVİZYON KUTUSU

401 402 403 404 405 406 407 408 409 410 411 412 413 414 415 CM K20 DTS ALMC ALM INT C FAN C FAN GND 12V V+

PCCB

v1.0
AEP1329

İlk Çizim	Son Değişiklik	Kart Serisi	PCPS	Müşteri		Seri Numarası		Onaylayan :	PCPS ve PCCB Paralel Bağlantı Şeması	 AYBEY ELEKTRONİK www.aybey.com	Sayfa Numarası	27
Çizim Tarihi	Çizim Tarihi	Proje No	PCPS243								Proje Sayfa Sayısı	39
Çizimi Yapan	Çizimi Yapan	Form No	F/7.5.5.02.110									



**ALYA
C.O.P.**