






ACH SERIES FUNCTION BOARDS

Product Name	Explanation	Product Picture
OUT	This board contains 4 programmable output relays.	
INPS	This board contains 4 programmable inputs.	
CSI	This is the CAN interface board in fault tolerant mode. It can be used for lift group operation to communicate with other lifts or to have a separate CAN bus for landing panels.	
ETH	It is the Ethernet interface board and is used to connect a PC to the controller either with a local area network (LAN) or via the internet.	

Product Name	Explanation	Product Picture
USB	USB interface board for local PC connection.	
IO	It has 8 call registers on it. It is used to increase the number of call registers on ALPK.	